

# The BEST of CHRISTMAS GAME

2 Teams, Ages 12+

**WHAT'S IN THE BOX:**  
55x Cards, 2x Trees, 2x Stars,  
44x Decorations, 1x Rules

## GAME ASSEMBLY


1.

Unfold and pop out all pieces of the sheet (1,2), push out all slots of the tree.



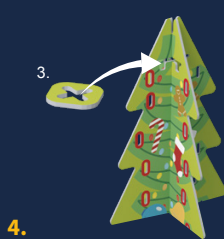
2.

Take both sides (1,2) of the tree, insert one from the top onto the bottom.



3.

Once assembled, take the insert (3) and slot it in.




4.

Once slotted in, push down insert (3) to keep the tree in place.



5.

Take the star sides (5,6) and slot them together.



## THE AIM

Be the first team to decorate your Christmas tree all the way to the top - then place your star to win.

## QUICK START (Jump Straight In)

1. Assemble the trees.
2. Split into two teams.
3. Each team takes 18 decorations.
4. Youngest team starts. Oldest opponent read the questions (QM).
5. Ask questions. Hang decorations for each correct answer.
6. Reach the top first, place the Star - and win.

## GAME SET UP

1. Assemble the Christmas Tree boards as shown in the assembly guide.
2. Place the deck of Question Cards face down within easy reach.
3. Split players into two teams.
4. Each team takes 18 decoration pieces (any mix of designs).

## CARD TYPES

There are three types of Question Card:

- **Picture Cards** – Questions relate to the image shown.
- **Theme Cards** – All questions link to the theme printed on the back.
- **Pot Luck Cards** – Anything goes.

## STARTING THE GAME

- The team with the youngest player goes first.
- Oldest player on the opposing team becomes the first Question Master (QM).
- The QM reads the questions and checks the answers.
- The role of QM rotates among the non playing team.

## PLAYING

1. The QM draws the top question card from the pile and asks the first question to the playing team. **NOTE: For Picture or Theme Cards, show the picture/theme side while hiding the answers.**
2. If the team answers correctly, they immediately hang a decoration in the lowest available slot on the tree.
3. The QM continues through the remaining questions on the card. Every correct answer lets your team hang one decoration, starting at the bottom and climbing upwards.
4. Once the fourth question has been asked (right or wrong), the turn ends and the card is placed at the bottom of the pile.



## WINNING THE GAME

- The moment a team answers a question correctly and places their final decoration on their tree, they crown the tree with the Star.
- First team to the top wins. Festive glory secured.

## WRONG ANSWERS (Bonus Steal)

- If the playing team answers incorrectly, the QM asks the same question to their own team.
- If the QM's team answers correctly, they earn a bonus decoration and add it to their tree.
- The QM then resumes asking the remaining questions to the playing team.



See more great games at  
[www.drumondpark.co.uk](http://www.drumondpark.co.uk)



[www.tomy.com](http://www.tomy.com)

TOMY UK Co., Ltd.  
Hembury House, Exeter, EX2 5AZ, UK

**TOMY France Sarl (EU)**  
CS70358, 74164 Archamps, France  
UK & EU e-mail: [response@TOMY.com](mailto:response@TOMY.com)



Drumond Park is a registered Trademark of TOMY UK Co., Ltd. The Best of Christmas Game is manufactured and distributed by TOMY UK Co., Ltd. © 2026 TOMY UK Co., Ltd. Colour and contents may vary from those shown. Please retain this packaging for future reference. Made in China.

Ref No. T73973EN TW 1225

# CRACKING CHRISTMAS TRIVIA FOR ALL THE FAMILY