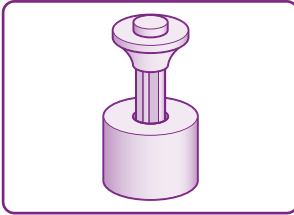


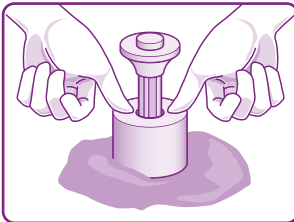
Using the Dough Plugger Tool

To get a 'maximum' plug full of dough

1. Put the dough in a ball on the mat.
2. Pull the plugger out to its full extent



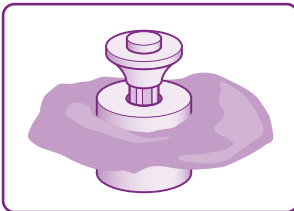
3. Push the plugger down onto the dough by pushing on the outside of the casing. Push it right down until it touches the mat.



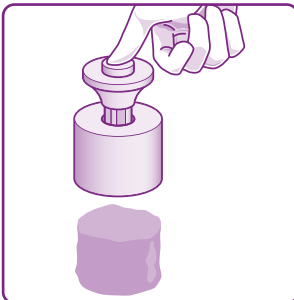
DO NOT try to push the plugger by pressing on the plugger.



4. Push the plugger right through to the other side of the dough.



5. Press the plugger down to force out the dough plug.



DOUGH MAINTENANCE

The dough used in this game is water based and as such will dry out after extended periods of time. However, kneading with small amounts of water or vegetable oil can easily restore it. The dough should be kept in the containers with the lid securely fastened.

WARNING

The dough may cause stains on clothes and carpets, these can usually be removed with soap and water but are best avoided.

The dough is non-toxic but should NOT be eaten under any circumstances.

Disclaimer

The contents of this game are only to be used for the purpose and in the manner described in these rules and no liability will be accepted for misuse or if the components are used for any other purpose.



TOMY UK Co., Ltd.
Hembury House, Exeter, EX2 5AZ, UK
TOMY France Sarl (EU)
CS70988, 74164 Archamps, France



See more great games at
www.drumondpark.co.uk

www.rapidough.com

Drumond Park is a registered Trademark of TOMY UK Co., Ltd.
Rapidough is manufactured and distributed by TOMY UK Co., Ltd.

© 2024 TOMY UK Co., Ltd.

Colour and contents may vary from those shown.
Please retain this information for future reference.
Modelling compound not intended to be eaten.

Made in China.

Ref No. T72991
TBR 0824



Rapidough

ABOUT RAPIDOUGH

Rapidough is suitable for ages 8 and up and is played with two teams.

There can be as many people in a team as you like and it is not necessary to have exactly the same number in each team, so everyone can play!

CONTENTS

2 Containers of coloured Modelling Dough
2 Modelling Mats
2 Modelling Tools
2 Dough Plugger Tools
300 Word Cards

OBJECT OF THE GAME

To be the first team to guess a word being modelled by one of your team mates before the other team guesses their word and gets to STEAL a plug of your dough.



PREPARING TO PLAY

Players divide themselves into a Yellow team and a Blue team.

They then take the corresponding Dough, Dough Mat, a red Modelling Tool and a red Dough Plugger each.

Each Team selects a Modeller for the first round.

MODELLERS & GUESSERS

Team members take turns at being the Modeller. The rest of the team are the Guessers. A Modeller only wins a round when one of his own team mates guesses the correct word. If a competitor shouts out the right word, the modeller should ignore it.

CARDS

There are three types of card, all of which need to be well shuffled together into one pile before playing.:-



CARDS WITH ONLY ONE WORD

Both Modellers must model this word. Modellers will be modelling the same word as each other.



CARDS PRINTED WITH THREE WORDS

The Modellers may choose the word they feel is easiest. Modellers do not have to tell each other which word they have chosen. Modellers may be modelling the same or different words.



CARDS PRINTED WITH TWO WORDS, EACH ONE ON A DIFFERENT COLOURED BACKGROUND

Each Modeller must use the word on their team's colour. (On these cards the words are similar in nature e.g. Baggpipes; Octopus.)

MODELLING RULES

The following rules need to be agreed by mutual consent prior to the start of the game.

Can Modellers animate with their model - e.g. a plane can be made to fly.

Can they use their model on their body - e.g. to demonstrate 'bracelet'.

If these rules are not allowed then the Modeller must model without animation or the use of the body.

Gestures and actions not involving the model are NEVER allowed – including 'mouthing' words to team mates.

Make sure all players know the agreed modelling rules!

PLAYING A ROUND

One of the Modellers takes the top card from the pile, making sure that nobody sees the front of the card. They decide, if required, which word they are going to model and pass the card to the Modeller in the other team. Once both Modellers have chosen their word they roll their dough into a rough ball and place it on their mat on top of the X. They then place their hands on the hands outline on their mat.

After an agreed few seconds of thinking time, someone shouts 'go' and the Modellers begin modelling their word, i.e. Modellers are modelling at the same time.

Members of each team try to guess the word that their team mate is modelling. They can have as many guesses as they like. The object is to guess the word quicker than the opposing team.

During this time the Modellers are only allowed to say 'yes' or 'no'. They may not inscribe letters or drawings onto the dough unless they are enhancing the sculpture, nor may they point to any objects in the room to assist their team. They can only do what was agreed at the beginning of the game (see *Modelling Rules*).

WINNING A ROUND

A round is won as soon as a word is guessed correctly.

There is no time limit on a round. In the unlikely event that neither team guesses right after a long time, the round can be declared void by mutual agreement. Replay the round with a new card.

If both teams guess correctly at the same time, replay the round with a new card.

STEALING DOUGH

The team that wins a round gets to STEAL dough from the opposing team by taking a plug of dough from them using the appropriate Dough Plugger (see *Using the Dough Plugger*). The opposing teams now have less dough to model with!

The stolen dough is put into its plastic container. Do not mix up the dough colours.

WINNING THE GAME

When one team runs out of dough, the other team wins.



Share your creations! **#rapidough**