

SHARK BITE



WARNING!



Not suitable for children under 36 months due to small parts. Choking hazard.

CAUTION ADULTS PLEASE NOTE: Remove all packaging before giving this toy to a child. Read instruction sheet before use. Please retain this instruction sheet for future reference. Colour and specification may vary from the product shown on this packaging.

© 2016 Vivid Toy Group Ltd.
Made in China.

GL60034



REMEMBER TO SEPARATE ALL MATERIALS BEFORE RECYCLING



To find your nearest recycling facilities visit:
www.recyclenow.com



© 2016. Manufactured by Goliath BV,
Vijzelpad 80, NL 8051 KR Hattem.
© 2015 JMP Creative Made Under Licence
from JMP Creative.



Consumer Services:
Vivid Toy Group Ltd., PO Box 164,
Hockley, Essex, SS5 4BA, UK.

@VividToyGroup

www.vividtoysandgames.co.uk

CONSUMER
HELPLINE
01702
200660



SHARK BITE

4+ 2-4 PLAYERS



INSTRUCTIONS





Try to catch as many pieces of shark food as possible...
but be careful to save you catch, before he snaps!

CONTENTS

1 shark, 12 pieces of shark food, 1 fishing rod,
1 dice, 1 sticker sheet.

OBJECT OF THE GAME

Collect the most fish to win the game!

GAME SET-UP

Remove the stickers from the dice sticker sheet and apply one to each side of the dice.

Remove the shark eye stickers from the sticker sheet and apply one to each side of the shark's head.

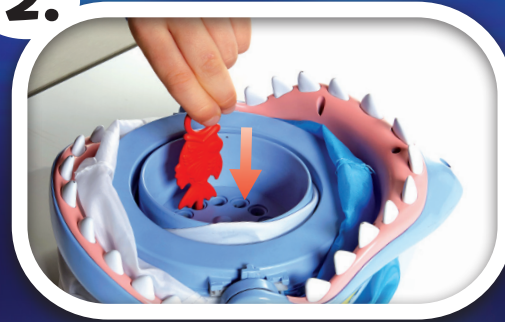
BEGINNING PLAY

1.









Fully open the shark's mouth and push the shark down until it fully clicks into the base.

2.



Place the 12 fish into the 12 holes in the shark's mouth.

PLAYING THE GAME

-  Roll the dice to determine how many fish you have to catch!
-  Using your fishing rod, rescue the fish from the shark's jaws! If you drop your fish, keep fishing with the fishing rod until you take it the whole way out of his mouth.
-  Collect the most fish to win the game!
-  But watch out... If the shark snaps his jaws you lose all of your fish.
-  If there are still fish inside the shark's mouth, reset the game by pushing the shark back down until it clicks into place and then put the lost fish back inside to be caught again.
-  Continue playing until there are no fish left inside the shark's mouth.

END OF THE GAME

-  The player with the most fish at the end of the game is the winner.